Step

2

Newham London

Every Child a Musician

Ukulele

Performance Award and Grade Examination Book

UNIVERSITY OF WEST LONDON
London College of Music Examinations

Mayor of Newham

This publication is part of a progressive series of books containing music intended for use by students preparing for a Performance Award and Graded Examination as part of the Every Child a Musician Programme.

For further details or enquiries please contact:

Email: ecam.exam@newham.gov.uk
Tel: 020 3373 1331

Compiled and arranged by Every Child a Musician

All rights reserved. No part of this publication may be reproduced, stored in a retrieval system or transmitted in any form or by any means, electronic, mechanical, photocopying, recording or otherwise, without the prior permission in writing of the copyright owner.

Copyright 2016 © ECaM/LCME/UWL

Ukulele - Step 2

Exercises

Exercise 1

ECaM

Andante



Exercise 2

ECaM

Moderato



Copyright 2016 © ECaM/LCME/UWL

Ukulele - Step 2

Exercises

Exercise 3

ECaM

Adagio



Exercise 4

ECaM

Allegretto

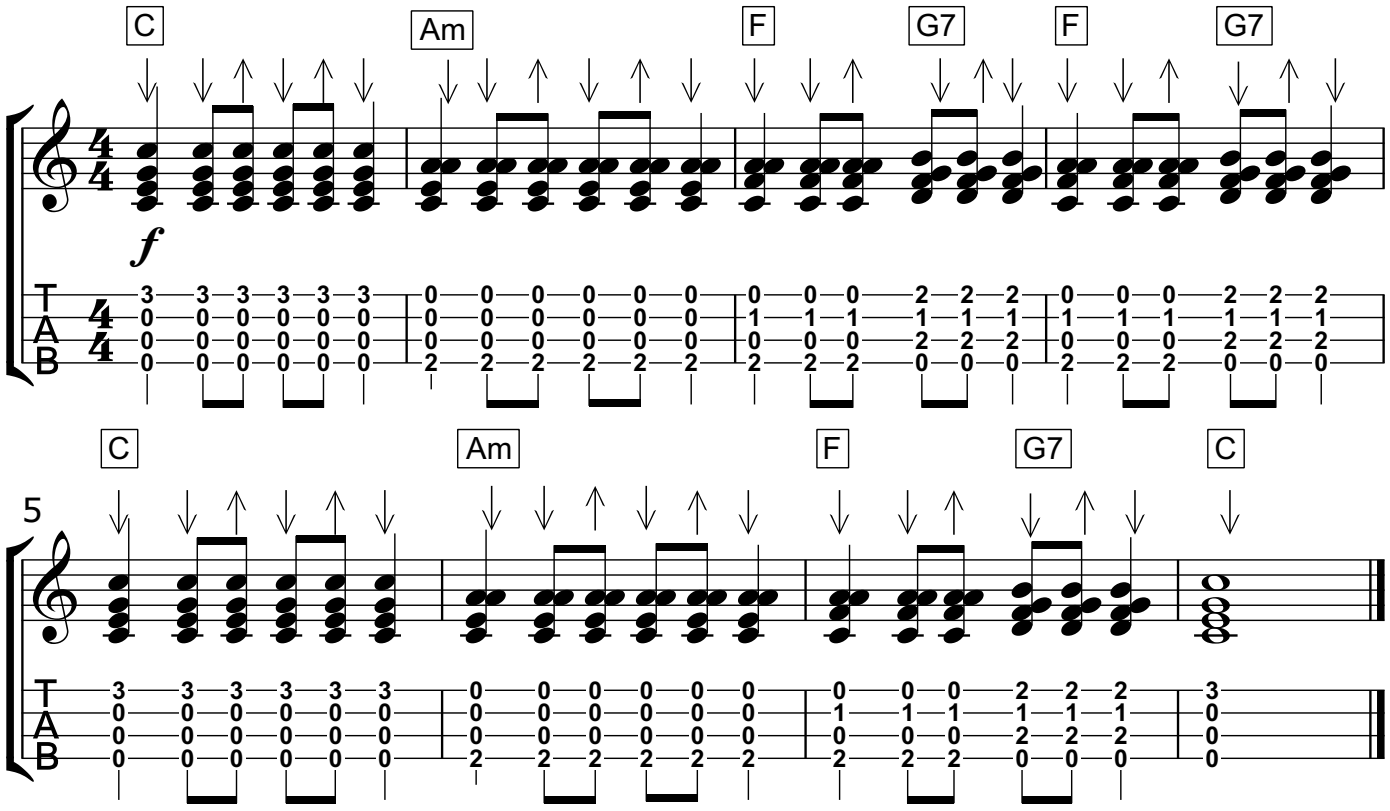

Copyright 2016 © ECaM/LCME/UWL

Ukulele - Step 2

Exercises

Exercise 5

Andante

ECaM



Copyright 2016 © ECaM/LCME/UWL

Ukulele - Step 2

Pieces

Minuet

Bach

Allegretto



Eastern Wind

ECaM

Moderato



Copyright 2016 © ECaM/LCME/UWL

Ukulele - Step 2

Pieces

La Donna è Mobile

Verdi

Allegretto



Copyright 2016 © ECaM/LCME/UWL

Ukulele - Step 2

Pieces

Shortnin' Bread

Riley

Allegretto



Copyright 2016 © ECaM/LCME/UWL

Ukulele - Step 2

Pieces

Swing Low, Sweet Chariot

Traditional

Moderato



Copyright 2016 © ECaM/LCME/UWL

Ukulele - Step 2

Composition

In this section you have the opportunity to compose your own piece of music and perform it as part of your performance award and graded examination.

The piece you compose can be used as one of the three chosen pieces that you will perform at your assessment.

Your piece of music should be in a simple key signature for you to play. It should begin and end on the tonic note (the first note of the scale of your chosen key). It should be 8 bars long and in bar 4 you should include the dominant note (the 5th note of the scale of your chosen key).

Use the blank staves below to compose your piece, please use a pencil, and ask your ECaM tutor to help you along the way.

Remember to include the following:

Clef ▪ *Key Signature* ▪ *Time Signature* ▪ *Notes*

Barlines ▪ *Dynamics* ▪ *Articulation* ▪ *Performance Directions*

Copyright 2016 © ECaM/LCME/UWL

Glossary

Time Signatures



4 crotchet beats in a bar

3 crotchet beats in a bar

treble clef

tablature clef



on a tablature clef the lines represent the ukulele strings, and the numbers represent fret numbers.



E G B D F



C D



F A C E

Key Signatures

C major / A minor



F major / D minor



G major / E minor



Name: / Duration:

Crotchet Rest	Quaver	Quavers	Crotchet	Dotted Crotchet	Minim	Dotted Minim	Semibreve
1 beat	½ beat	½ beat ½ beat	1 beat	1 + ½ beats	2 beats	3 beats	4 beats

Dynamics

p	piano (soft)
mp	mezzo piano (moderately soft)
mf	mezzo forte (moderately loud)
f	forte (loud)



Performance Directions

Adagio	slow
Allegretto	fairly fast
Andante	at a walking pace
Moderato	at a moderate pace

♯ **The sharp sign** *raises a note by one semitone*

♭ **The flat sign** *lowers a note by one semitone*

♮ **The natural sign** *restores a note to its original pitch*

C **Chord Symbol** (C chord)

Strumming arrows

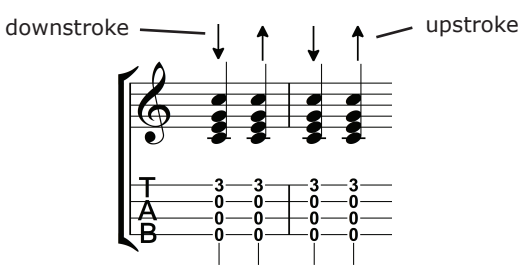

Copyright 2016 © ECaM/LCME/UWL

Newham London

EVERY CHILD A MUSICIAN

UNIVERSITY OF WEST LONDON
London College of Music Examinations

Mayor of Newham