Step

2

Newham London

Every Child A Musician

Violin

Performance Award and Grade Examination Book

UNIVERSITY OF WEST LONDON
London College of Music Examinations

Mayor of Newham

This publication is part of a progressive series of books containing music intended for use by students preparing for a Performance Award and Graded Examination as part of the Every Child a Musician Programme.

For further details or enquiries please contact:

Email: ecam.exam@newham.gov.uk
Tel: 020 3373 1331

Compiled and arranged by Every Child a Musician

All rights reserved. No part of this publication may be reproduced, stored in a retrieval system or transmitted in any form or by any means, electronic, mechanical, photocopying, recording or otherwise, without the prior permission in writing of the copyright owner.

Copyright 2016 © ECaM/LCME/UWL

Violin - Step 2

Exercises

Exercise 1

ECaM

Adagio



Exercise 2

ECaM

Allegretto



Copyright 2016 © ECaM/LCME/UWL

Violin - Step 2

Exercises

Exercise 3

ECaM

Allegro



Copyright 2016 © ECaM/LCME/UWL

Violin - Step 2

Exercises

Exercise 4

ECaM



Exercise 5

ECaM



Copyright 2016 © ECaM/LCME/UWL

Violin - Step 2

Pieces

Frère Jacques

Nursery Rhyme



Copyright 2016 © ECaM/LCME/UWL

Violin - Step 2

Pieces

Theme from New World Symphony

Dvořák



Copyright 2016 © ECaM/LCME/UWL

Violin - Step 2

Pieces

Old Dance

ECaM



Copyright 2016 © ECaM/LCME/UWL

Violin - Step 2

Pieces

Old MacDonald

Allegro

Nursery Rhyme



Copyright 2016 © ECaM/LCME/UWL

Violin - Step 2

Pieces

Singing Bird

Andante

ECaM



Copyright 2016 © ECaM/LCME/UWL

Violin - Step 2

Composition

In this section you have the opportunity to compose your own piece of music and perform it as part of your performance award and graded examination.

The piece you compose can be used as one of the three chosen pieces that you will perform at your assessment.

Your piece of music should be in a simple key signature for you to play. It should begin and end on the tonic note (the first note of the scale of your chosen key). It should be 8 bars long and in bar 4 you should include the dominant note (the 5th note of the scale of your chosen key).

Use the blank staves below to compose your piece, please use a pencil, and ask your ECaM tutor to help you along the way.

Remember to include the following:

Clef ▪ *Key Signature* ▪ *Time Signature* ▪ *Notes*

Barlines ▪ *Dynamics* ▪ *Articulation* ▪ *Performance Directions*

Copyright 2016 © ECaM/LCME/UWL

Glossary

Time Signatures

treble clef

double bar line (end of piece)

bar line

Key Signatures

2 crotchet beats in a bar

E G B D F

G major / E minor

3 crotchet beats in a bar

F A C E

D major / B minor

4 crotchet beats in a bar

G A B C D

A major / F♯ minor

common time
4 crotchet beats in a bar

Name:	Crotchet Rest	Minim Rest	Quaver	Quavers		Crotchet	Dotted Crotchet	Minim	Dotted Minim	Semibreve
Duration:	1 beat	2 beats	½ beat	½ beat	½ beat	1 beat	1 + ½ beats	2 beats	3 beats	4 beats

Dynamics

p — piano (soft)

mp — mezzo piano (moderately soft)

f — forte (loud)

mf — mezzo forte (moderately loud)

crescendo — *getting louder*

diminuendo — *getting softer*

Performance Directions

Adagio — slow
Allegro — fast
Allegretto — fairly fast
Andante — at a walking pace
Con moto — with motion
Largo — slow
Moderato — at a moderate speed

Bowing

downbow

upbow

Slur

to be played smoothly without changing bow direction (legato)

Fingerings

open string

fourth finger

pizz. = pizzicato
pluck the strings with your index finger until music states otherwise

arco = with bow
play the strings with your bow (this cancels the pizz. indication)

rit.

getting slower

Copyright 2016 © ECaM/LCME/UWL

Newham London

Every Child a Musician

UNIVERSITY OF WEST LONDON
London College of Music Examinations

Mayor of Newham